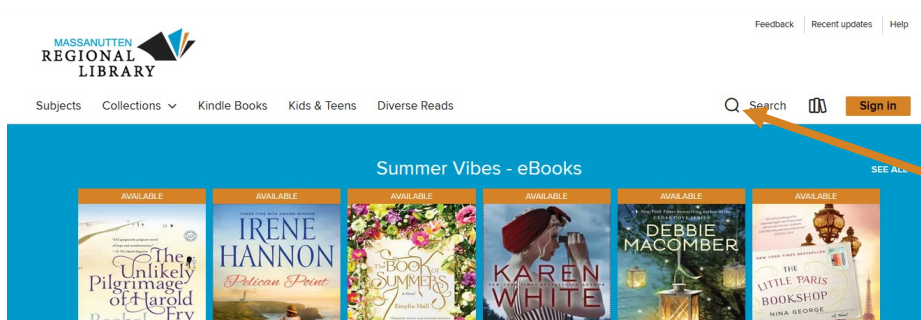


OverDrive Audio Online

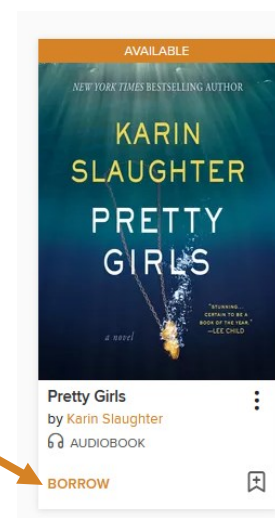


1. From the library's website (www.mrlib.org), navigate to Downloadable Media > Overdrive. Or go straight to www.mrl.overdrive.com.

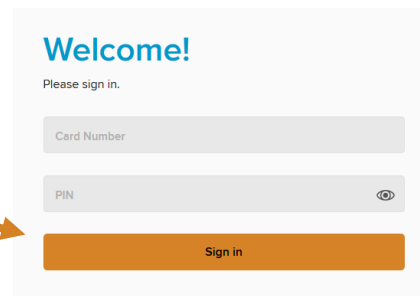


2. Browse for books on the home page, or use the **search box** to locate a specific title.

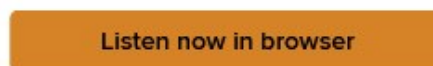
3. After locating the book you want, click **Borrow**.



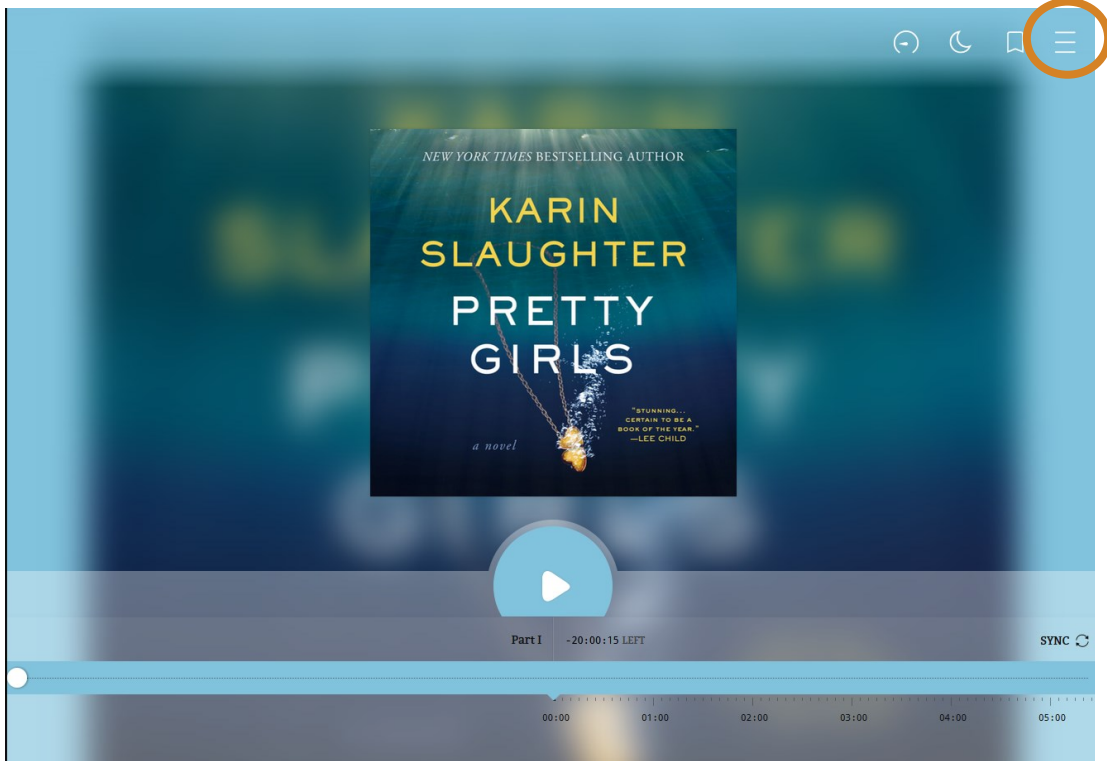
4. Enter your library card number and 4-digit pin, then click **Sign In**. (You will have to click **Borrow** once more after signing in.)



5. A success message will appear in the center of the screen. In the message, click on **Listen now in browser**. No downloads or software required!



8. Start listening! Click the menu for more options.



9. From the menu, you can go to other chapters **(1)**. Other options are available on the top menu, such as changing the playback speed by clicking on the clock **(2)**.

