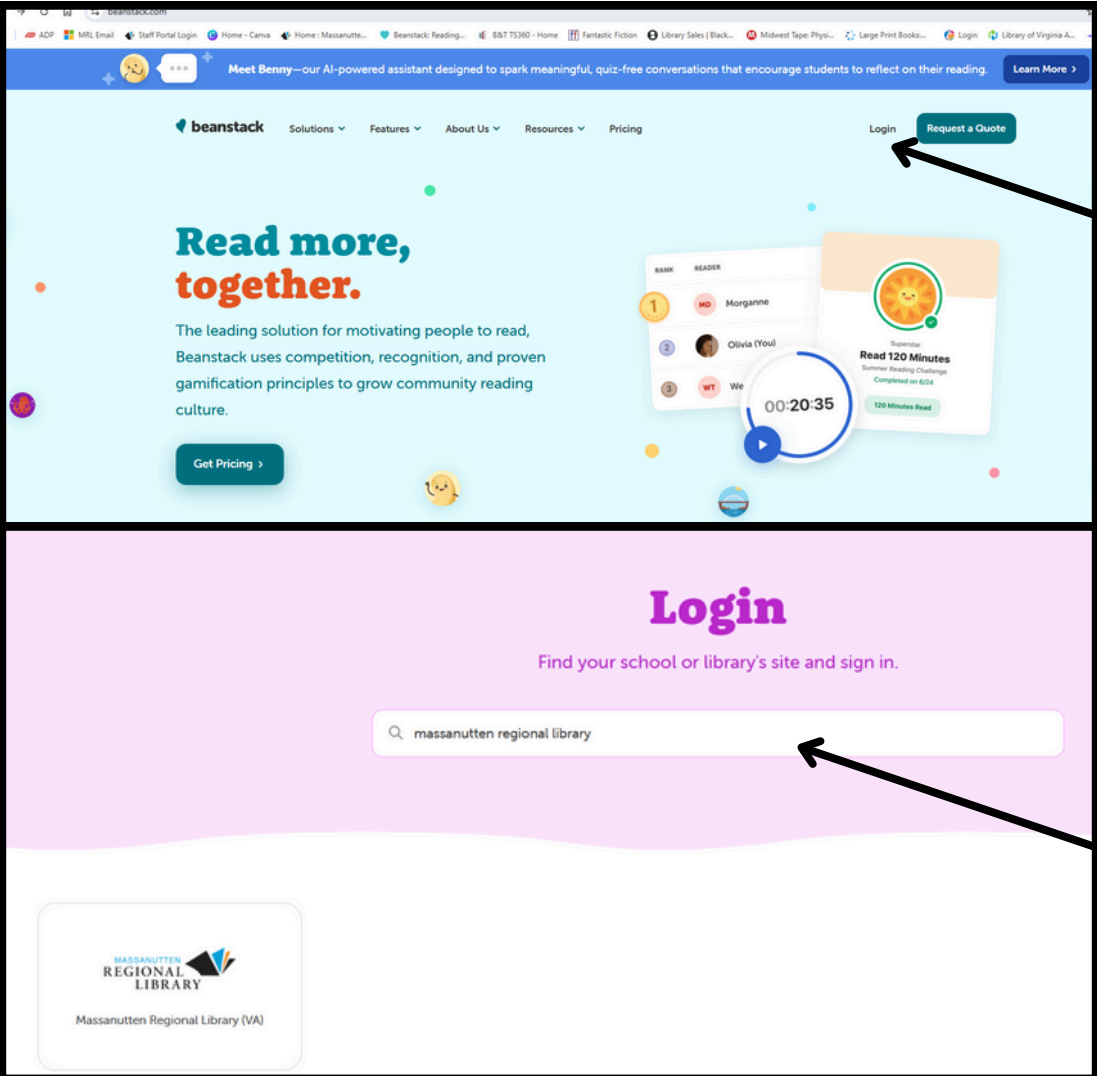


Summer Reading on a Desktop Computer

Type **beanstack.com** in the web browser. Click **Login** in top right corner and search for **Massanutten Regional Library**.



beanstack Solutions Features About Us Resources Pricing Login Request a Quote

Read more, together.

The leading solution for motivating people to read, Beanstack uses competition, recognition, and proven gamification principles to grow community reading culture.

Get Pricing

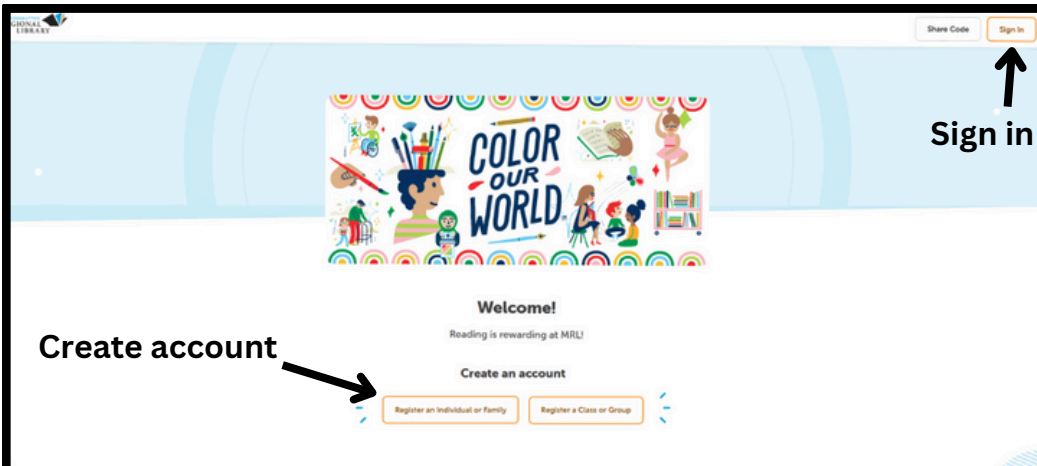
Login

Find your school or library's site and sign in.

massanutten regional library

Search

Once you click on Massanutten Regional Library, it will redirect you to our Beanstack page. From here, you can create an account or sign in to your account.



Share Code Sign In

Sign in

Create account

Welcome!

Reading is rewarding at MRL!

Create an account

Register an Individual or Family Register a Class or Group

Creating an account

When you click **Register an individual or family**, you will first be asked if you have used Beanstack before. If you have, you will be taken to the sign in page. If you haven't, you will be able to start creating your account. All required information has a red asterisk beside it.

The screenshot shows the 'Register for Beanstack' form under the 'Reader's Information' section. A yellow box at the top states: 'Remember that you need to input either your phone number or email address in order for us to notify you if you are a prize drawing winner!'. The form includes fields for First Name, Last Name, Username, Email, Confirm Email, Phone number (10 Digits - No Dashes), Password (at least 6 characters), Password Confirmation, Which is your primary branch?, and How old are you?. Annotations with arrows point to the Email and Phone number fields, stating 'We need either an email or phone number to be able to contact you about prizes.' Another arrow points to the 'Which is your primary branch?' dropdown menu, stating 'Select the branch you use. This is where prizes will be sent.' A 'Next' button is at the bottom right.

If registering a child, you will also be asked to provide their name and age.

Joining a challenge

Beanstack can be used to log reading at any time, but if there are any available challenges, they will show up here. Make sure you are enrolled in the summer reading challenge if you want your reading to count towards prizes.

The screenshot shows a page titled 'Select at least one reading challenge to continue...'. It lists four challenges with 'Register' buttons: '2025 Adult Reading Challenge (12 books)', '2025 Adult Reading Challenge (24 books)', '2025 Adult Reading Challenge (52 books)', and '2025 Adult Summer Reading Bingo'. An arrow points to the 'Register' button for the '2025 Adult Summer Reading Bingo' challenge.

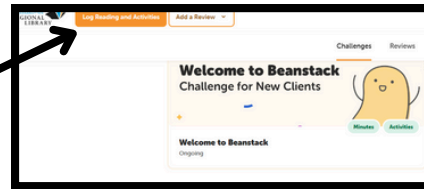
If you are creating a Beanstack account, you can register for the challenge here.

The screenshot shows the 'Challenges' page. Under 'Kayla's Challenges', there is a challenge titled '2025 Adult Summer Reading Bingo' with a 'Join' button. An arrow points to this challenge, stating 'Once you join, it shows up under your challenges.' Below this, under 'More Challenges', there are three other challenges: 'Annual Reading Challenge (12 books)', 'Annual Reading Challenge (24 books)', and 'Annual Reading Challenge (52 books)'. An arrow points to the 'Annual Reading Challenge (12 books)' challenge, stating 'If you already have a Beanstack account, you should see the challenge under "More Challenges."'

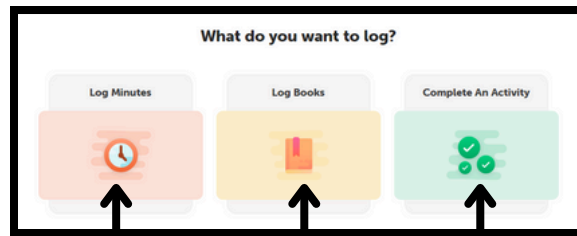
If you already have a Beanstack account, you should see the challenge under "More Challenges."

Logging Reading or Activities in Beanstack

Click here to
log reading or
activities.



You'll be asked what you want to log. Children ages 0-11 will log minutes.
Teens ages 12-17 and adults will log books.



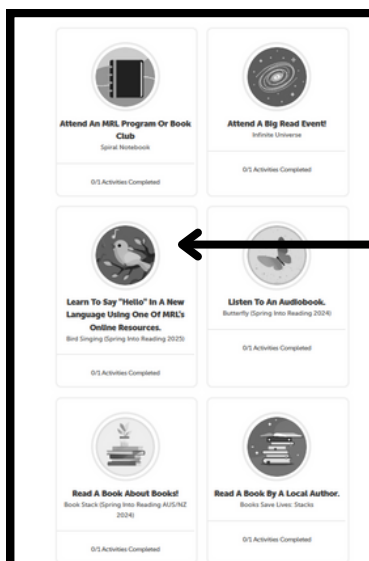
Children
ages 0-11

Teens 12-17
and adults

Adult Bingo
Challenge

You can list book titles and authors if you want to, but they are not required. You do need to type in how many times you read a book. **Please only log completed books.** You can track progress on books, but don't mark them as completed until you are done. Click the yellow **log reading** button to log your reading. Adults earn 1 ticket for each book they read and teens earn 2 tickets for each book read. Children earn 2 tickets for every 120 minutes they read. Once one of those milestones has been hit, the reader will earn a ticket(s) that they can enter into the raffle drawings for grand prizes.

Click here to
log reading.



Select the
activity you
want to
complete.

Once you
complete an
activity, click on
this circle. Some
activities
require a
response so you
will have to fill
the text box
before clicking
the circle.

Link provided
with some
activities.

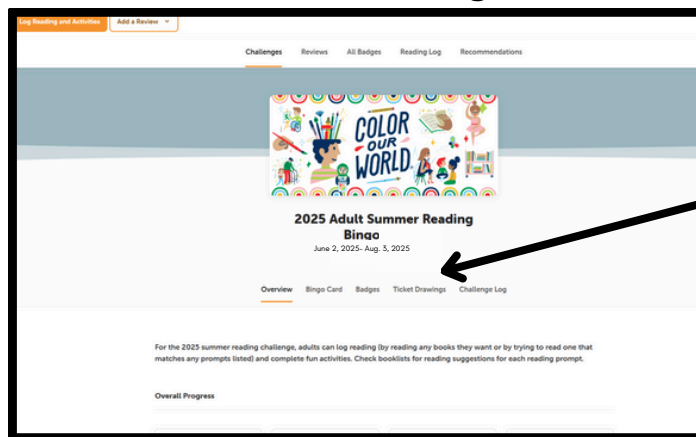
Prize information

Children ages 0-11: Log minutes spent reading or listening to books. Earn prizes, coupons for free food, and other goodies for every 120 minutes of reading. Read 600 minutes to receive coupons for free goodies and a free book. Every 120 minutes logged earns 2 tickets for the grand prize raffle.

Teens ages 12-17: Log books when you have finished reading. Earn prizes, coupons for free food, and other goodies for every book read. Read 5 books to receive more coupons for free goodies and a free book. Every book logged earns 2 tickets for the grand prize raffle.


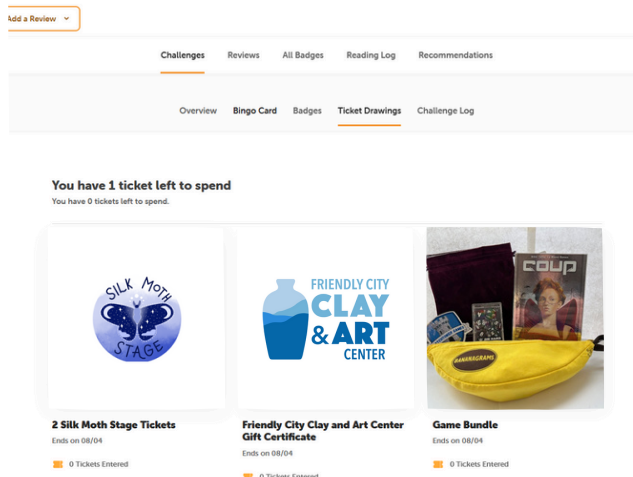
Adults: Adults are entered into weekly drawings for prizes for each book they log or activity they completed that week. Adults can get up to 27 tickets (no ticket for registration). Once you fill the Bingo board, you will have completed the summer reading challenge and you will no longer receive tickets.

Ticket Drawings

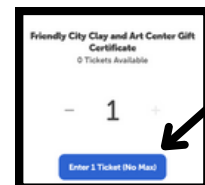


Click here to see tickets earned and enter into a prize raffle.

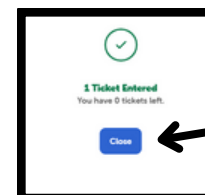
Click on the challenge you are participating in (ex. 2025 Adult Summer Reading). Once you have opened that challenge, you should see different options for badges, ticket drawings, and your challenge log. When you click on ticket drawings, you will see the different options for prizes. Click on the one you are interested in. Here you can adjust the number of tickets you would like to submit for that prize. Once you enter your ticket(s), you will get a notification that the ticket was entered. All tickets need to be entered by **August 4th**.



Click here to add or remove tickets.



Adjust tickets.



Tickets entered.