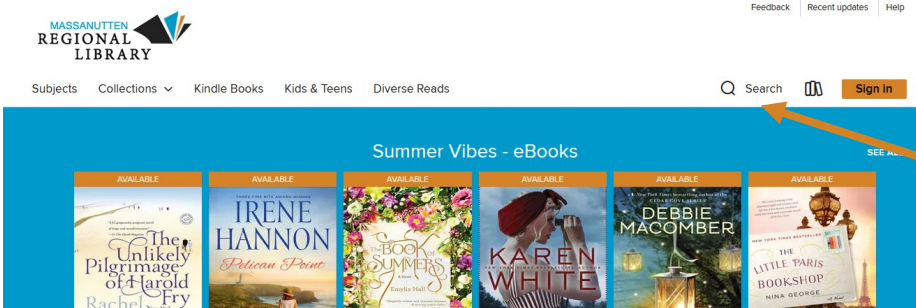


OverDrive/ Libby for E-Readers



1. From the library's website (www.mrlib.org), navigate to Downloadable Media and click on the image to the right. Or go straight to www.mrl.overdrive.com.

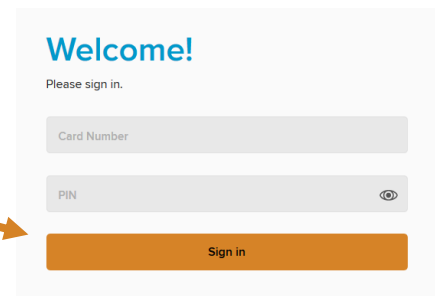


2. Browse for books on the home page, or use the **search box** to locate a specific title.



3. After locating the book you want, click **Borrow**.

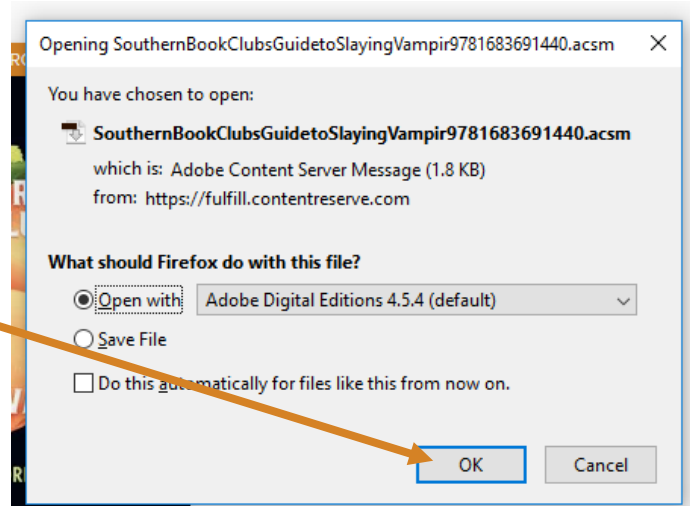
4. Enter your library card number and 4-digit pin, then click **Sign In**. (You will have to click **Borrow** once more after signing in.)

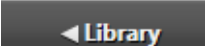


5. A success message will appear in the center of the screen. In the message, click on **Download**. Then click **Confirm**.



6. When the download prompt appears, select **Open with** Adobe Digital Editions, then click **OK**. (If you don't have Adobe Digital Editions, you can download it for free at www.adobe.com.)



7. Your book will automatically open. To transfer to an e-reader, click on the small  button at the top left.

8. With your e-reader plugged into the computer, **click** on the book and **drag** it to the icon for your e-reader under Bookshelves to transfer the item. Enjoy!

