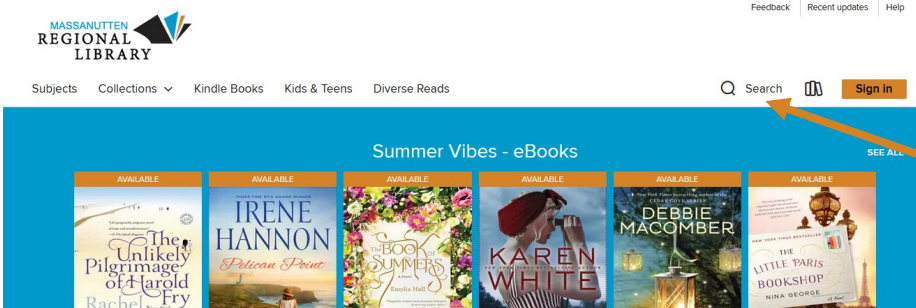


OverDrive Read (Libby for the Computer)




1. From the library's website (www.mrlib.org), navigate to Downloadable Media and click on the image to the right. Or go straight to mrl.overdrive.com.

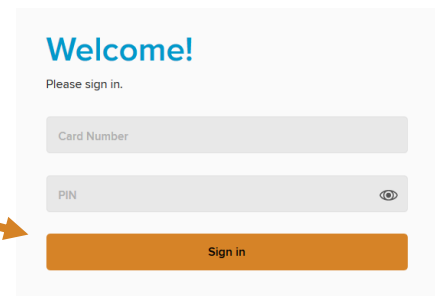


2. Browse for books on the home page, or use the **search box** to locate a specific title.

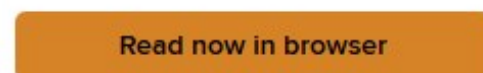
3. After locating the book you want, click **Borrow**.



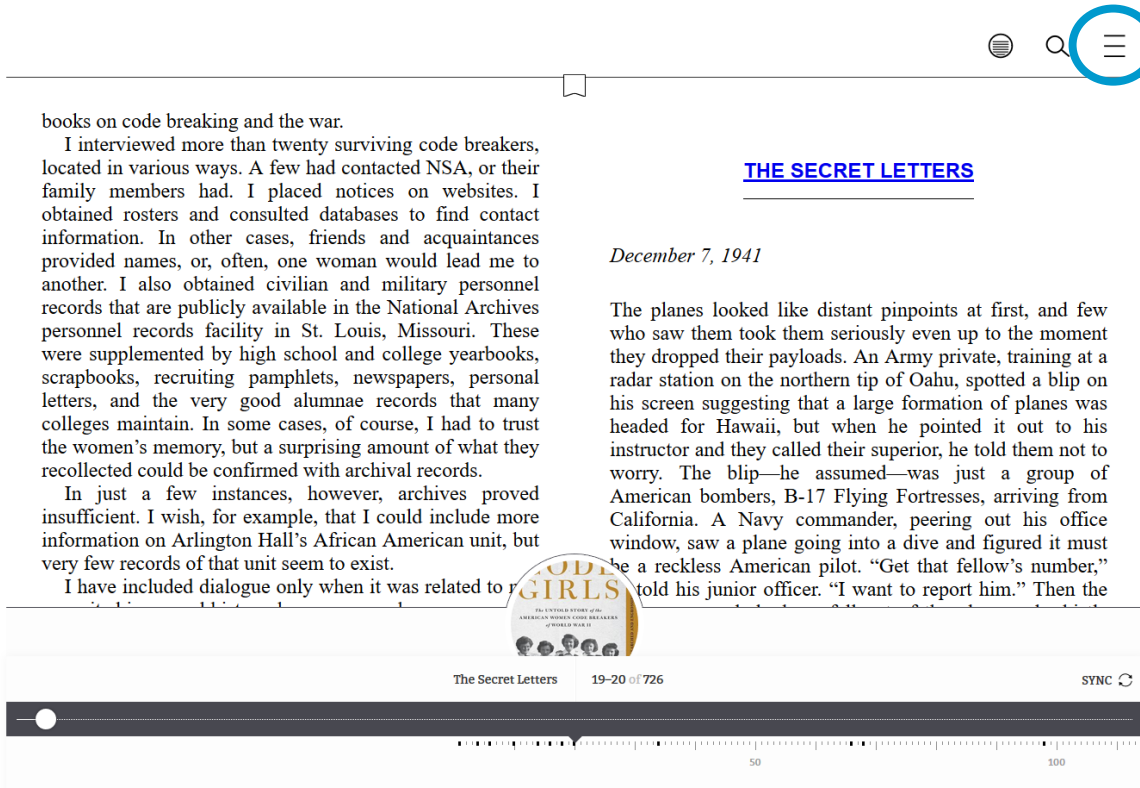
4. Enter your library card number and 4-digit pin, then click **Sign In**. (You will have to click **Borrow** once more after signing in.)



5. A success message will appear in the center of the screen. In the message, click on **Read now in browser**. No downloads or software required!



8. Start reading! Click on the pages to turn them. Click the menu for more options.



9. From the menu, you can go to other chapters (1), change the text size (2), toggle between black on white or white on black text (3), and more.

