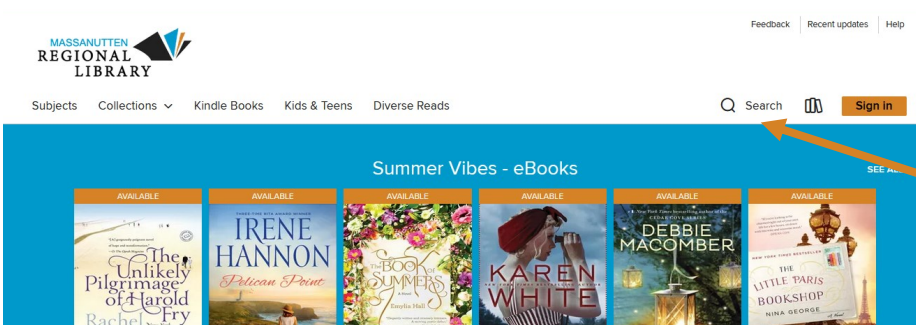


OverDrive for E-Readers



1. From the library's website (www.mrlib.org), navigate to Downloadable Media > Overdrive. Or go straight to www.mrl.overdrive.com.

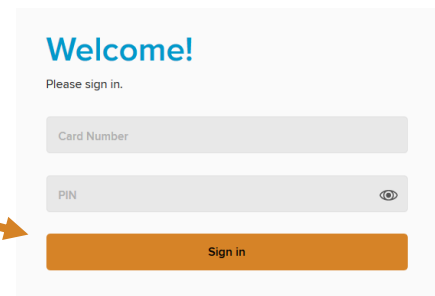


2. Browse for books on the home page, or use the **search box** to locate a specific title.

3. After locating the book you want, click **Borrow**.



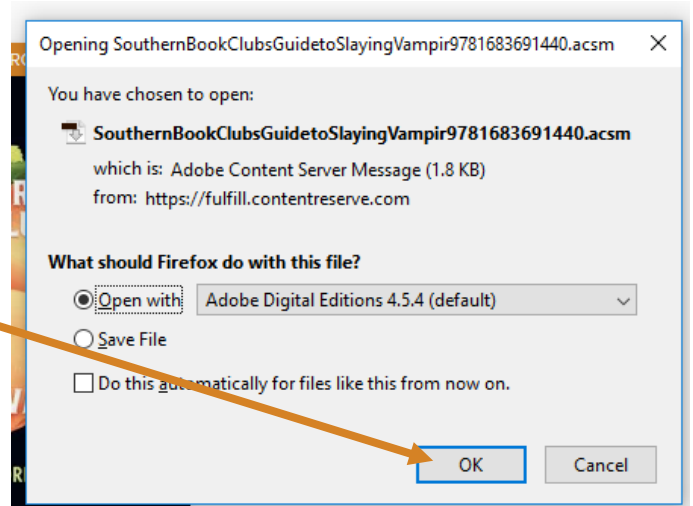
4. Enter your library card number and 4-digit pin, then click **Sign In**. (You will have to click **Borrow** once more after signing in.)

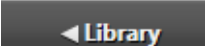


5. A success message will appear in the center of the screen. In the message, click on **Download**. Then click **Confirm**.



6. When the download prompt appears, select **Open with** Adobe Digital Editions, then click **OK**. (If you don't have Adobe Digital Editions, you can download it for free at www.adobe.com.)



7. Your book will automatically open. To transfer to an e-reader, click on the small  button at the top left.

8. With your e-reader plugged into the computer, **click** on the book and **drag** it to the icon for your e-reader under Bookshelves to transfer the item. Enjoy!

