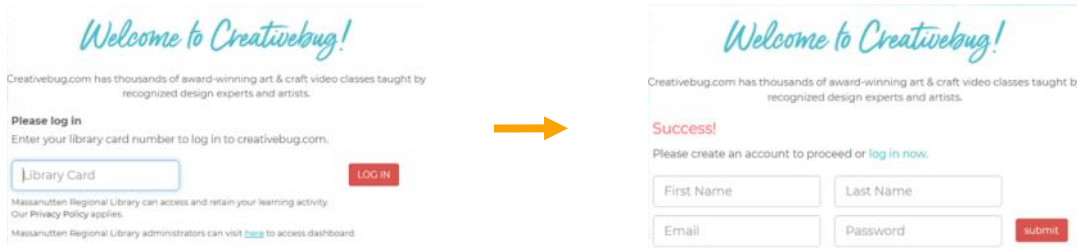


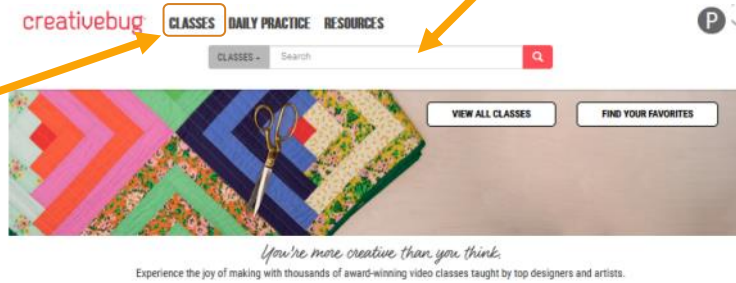
Creativebug



1. From the library's adult online resources webpage, <https://mrlib.org/our-collections/adult-resources.html>, navigate to Education & Test Prep Resources > Creativebug
2. You will be prompted to enter your library card number, which is the 14-digit number on the back of your library card. You will then need to create a Creativebug account.

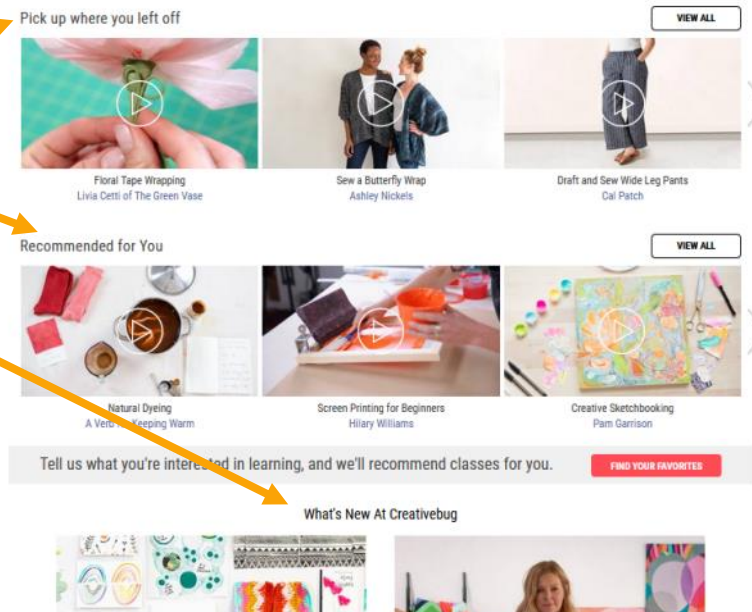


3. Once logged in, you can find classes in a few different ways.
 - A. The search bar at the top of the homepage can be used to search for specific classes.



- B. Click on "Classes" to see different class categories.

- C. The homepage lists classes you have started, recommended classes, and what's new at Creativebug



Classes are organized by category. This also includes classes marked for beginners or that are quick.



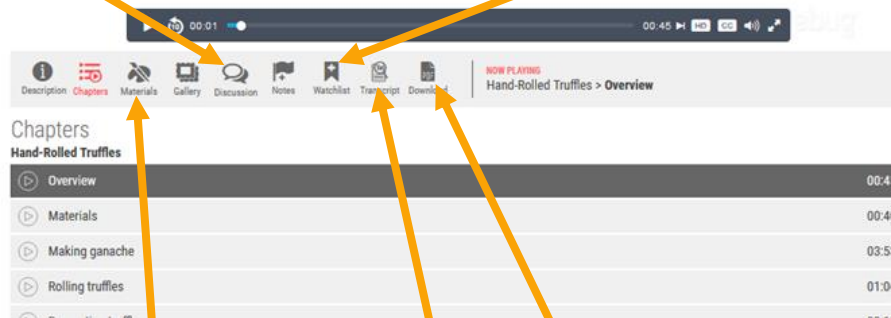
Each class is broken into small video segments.



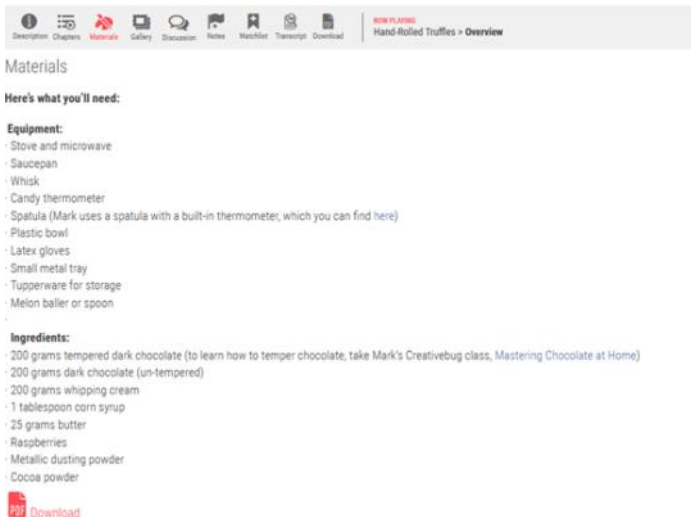
Discussion allows you to ask the instructor questions and see what other questions have been answered about the class.



You can add the class to your watch list.



Materials shows you a list of the materials you need. This is not available for ALL classes.



A downloadable PDF can include the materials list, instructions, any patterns that are used in the class, and other useful information. This is not available for ALL classes.

A transcript of the video is available for those who would like to read it.